



Zen Series

Elegant Efficiency

禪



Air Conditioning | Heating
Ventilation | Controls






Zen Black

When it comes to dark interiors the luxurious black finish of Zen contributes to a professional, quality feel. Combined with a highly efficient performance, **Zen sets the benchmark when it comes to comfort control.**





Zen Silver



The silver Zen units are produced using highly advanced manufacturing processes, including the application of a special film coating to produce a stylish, contemporary finish. **The modern, chic colour choice offers an alternative option to conventional style room air conditioning.**



Zen White

The white Zen units blend in perfectly with light coloured interiors. The thin, stylish design expresses a sophisticated elegance and makes the units **perfect for any applications, large or small.**



The Elegant & Efficient Zen Series



The Zen Series is a wall mounted system that blends energy efficiency with a sophisticated, streamlined design.



Combining an impressively low power consumption with a quiet, yet powerful performance, units have a distinctively styled front panel that not only looks appealing, but also helps to make cleaning of the unit easier.



Designed to complement modern interior décor and suitable for a wide range of applications, Zen units blend in naturally wherever they are installed and are available in three striking colours; black, silver and white.



● Smartphone / Tablet control with MELCloud



MELCloud is a new cloud based solution for controlling your Mitsubishi Electric air conditioning system either by PC, Tablet or Smartphone.

Remote operation can be achieved as long as you have a connected system and you have an Internet connection at the location of your equipment and Internet connection on your PC, Smartphone or Tablet device.**

For further information please visit melcloud.com



Key Features

- **Energy Efficient Operation** - All Zen systems have an energy label of at least 'A+' and contribute to reduced energy consumption in shops, offices and a range of other settings. Available in a variety of capacities, all models produce a powerful performance with low starting and running currents to match.
- **Quiet Operation** - Zen indoor units feature a 'silent mode' fan speed setting that provides near silent operation as low as 21dBA (sizes 25/35). 
- **Weekly Timer** - Utilising a stylish infra-red remote controller or wired option all Zen indoor units feature a built in weekly timer for complete control at all times.
- **Filter Systems** - Zen indoor units make use of two types of filter. The Nano Platinum filter generates stable antibacterial and deodourising effects, while the optional Anti-Allergy Enzyme filter uses enzyme catalysts to filter allergens.
- **Replace Technology** - Zen incorporates 'Replace Technology' to allow the upgrade of R22 / R407c systems using existing pipework and wiring, without the need to apply any special cleaning operations. For further information visit replace.mitsubishielectric.co.uk 
- **Multi-Split Compatibility** - Zen is fully compatible with our range of M Series MXZ Multi-Split Systems, allowing up to 8 indoor units to be connected to a single outdoor unit, saving on pipework and installation time.
- **VRF Compatibility** - Zen is compatible with City Multi when used in conjunction with PAC-LV11M LEV kit.

* MAC-397IF required to connect to PAR-31MAA. ** MAC-557IF required to connect to MELCloud.

Product Information

Mseries

Indoor Units

MSZ-EF-B/S/W		MSZ-EF25VE2-B/S/W	MSZ-EF35VE2-B/S/W	MSZ-EF50VE2-B/S/W
CAPACITY (kW)	Heating (nominal)	3.2 (1.1-4.2)	4.0 (1.8-5.5)	5.8 (1.6-7.5)
	Cooling (nominal)	2.5 (1.2-3.4)	3.5 (1.4-4.0)	5.0 (1.4-5.4)
	Heating (UK)	2.65 (0.91-3.49)	3.32 (1.5-4.57)	4.82 (1.33-6.23)
	Cooling (UK)	2.48 (1.19-3.37)	3.47 (1.38-3.97)	4.96 (1.39-5.36)
SHF (nominal)		0.92	0.80	0.71
COP / EER (nominal)		4.57 / 4.59	4.19 / 3.85	3.71 / 3.21
SCOP / SEER (BS EN14825)		4.7 / 8.5	4.6 / 8.5	4.5 / 7.2
ErP ENERGY EFFICIENCY CLASS	Heating/Cooling	A++ / A+++	A++ / A+++	A+ / A++
AIRFLOW (m³/min)	Heating/Cooling - SLo-Lo-Mi-Hi-Shi	4.0-4.6-6.2-8.9-11.9 / 4.0-4.6-6.3-8.3-10.5	4.0-4.6-6.2-8.9-12.7 / 4.0-4.6-6.3-8.3-10.5	6.4-7.3-9.0-11.1-13.2 / 5.8-6.8-7.9-9.3-11.0
PIPE SIZE mm (in)	Gas	9.52 (3/8")	9.52 (3/8")	12.7 (1/2")
	Liquid	6.35 (1/4")	6.35 (1/4")	6.35 (1/4")
SOUND PRESSURE LEVEL (dBA)	Heating/Cooling - Silent-Lo-Mi-Hi-Shi	21-24-29-37-45 / 21-23-29-36-42	21-24-30-38-46 / 21-24-29-36-42	30-33-37-43-49 / 30-33-36-40-43
SOUND POWER LEVEL (dBA)		60	60	60
DIMENSIONS (mm)	Width x Depth x Height	895 x 195 x 299	895 x 195 x 299	895 x 195 x 299
WEIGHT (kg)		11.5	11.5	11.5
ELECTRICAL SUPPLY		Fed by Outdoor Unit	Fed by Outdoor Unit	Fed by Outdoor Unit
FUSE RATING (BS88) - HRC (A)		6	6	6
INTERCONNECTING CABLE No. CORES		4	4	4

Outdoor Units

MUZ-EF		MUZ-EF25VE	MUZ-EF35VE	MUZ-EF50VE
SOUND PRESSURE LEVEL (dBA)	Heating/Cooling	48 / 47	50 / 49	52 / 52
SOUND POWER LEVEL (dBA)	Cooling	58	61	65
WEIGHT (kg)		30	35	54
DIMENSIONS (mm)	Width x Depth x Height	800 x 285 x 550	800 x 285 x 550	840 x 330 x 880
ELECTRICAL SUPPLY		220-240v, 50Hz	220-240v, 50Hz	220-240v, 50Hz
PHASE		Single	Single	Single
SYSTEM POWER INPUT (kW)	Heating/Cooling (nominal)	0.700 / 0.545	0.955 / 0.910	1.565 / 1.560
	Heating/Cooling (UK)	0.64 / 0.44	0.87 / 0.73	1.42 / 1.25
STARTING CURRENT (A)		3.5	4.4	7
SYSTEM RUNNING CURRENT (A)	Heating/Cooling [MAX]	3.5 / 2.9 [7.3]	4.4 / 4.2 [8.5]	7.0 / 6.9 [12.4]
FUSE RATING (BS88) - HRC (A)		10	10	16
MAINS CABLE No. CORES		3	3	3
MAX PIPE LENGTH (m)		20	20	30
MAX HEIGHT DIFFERENCE (m)		12	12	15
CHARGE R410A (kg) - 7m		0.8	1.15	1.45

B = Black S = Silver W = White



Telephone: 01707 282880

After Sales Service: 0161 866 6089

email: air.conditioning@meuk.mee.com

website: airconditioning.mitsubishielectric.co.uk

UNITED KINGDOM Mitsubishi Electric Europe Living Environmental Systems Division
Travellers Lane, Hatfield, Hertfordshire, AL10 8XB, England
General Enquiries Telephone: 01707 282880 Fax: 01707 278881

IRELAND Mitsubishi Electric Europe Westgate Business Park, Ballymount, Dublin 24, Ireland
Telephone: Dublin (01) 419 8800 Fax: Dublin (01) 419 8890 International code: (003531)

Country of origin: United Kingdom - Japan - Thailand - Malaysia. ©Mitsubishi Electric Europe 2014. Mitsubishi and Mitsubishi Electric are trademarks of Mitsubishi Electric Europe B.V. The company reserves the right to make any variation in technical specification to the equipment described, or to withdraw or replace products without prior notification or public announcement. Mitsubishi Electric is constantly developing and improving its products. All descriptions, illustrations, drawings and specifications in this publication present only general particulars and shall not form part of any contract. All goods are supplied subject to the Company's General Conditions of Sale, a copy of which is available on request. Third-party product and brand names may be trademarks or registered trademarks of their respective owners.

Printed in July 2014 SAP No. 242941

